

Unytouch Manufacturing is proud to present a completely redesigned family of industrial rear mount monitors.

Addressing key drivers such as performance, durability and cost, the Unytouch rear mount monitors are well suited for both industrial and OEM applications.

Featuring high bright, wide viewing angle industrial LCD modules, SAW or 5 Wire Resistive touch sensors and an IP64 front bezel, the Unytouch rear mount monitor makes the most of your digital world

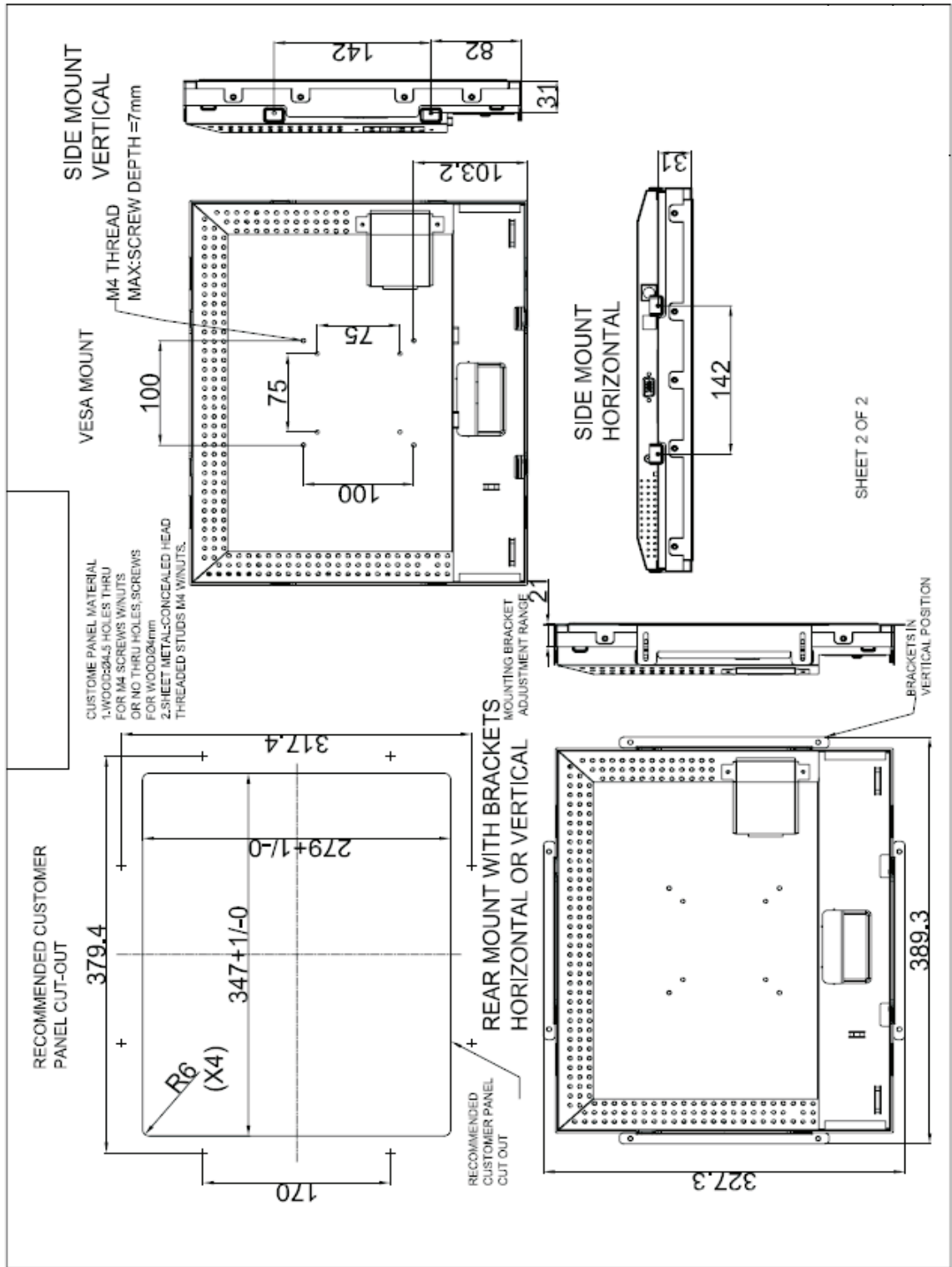
## KEY FEATURES

- High Bright LCD
- SXGA Resolution (1280 x 1024)
- Remote OSD Control (Wired)
- IP64 Front Bezel
- 3 Year Warranty
- Drop in Replacement for ELO 1737L

## TOUCH PART NUMBERS

- U41-RM170DR (5 Wire Resistive)
- U41-RM170DS (SAW)

PANEL	
LCD Panel	17" TFT Active Matrix LCD Display
Resolution	1280 x 1024 Pixels, 16.7M Colors
Contrast Ratio	1000:1
Brightness	250 cd/m <sup>2</sup>
Response Time	8 ms
Pixel Pitch	0.264 mm x 0.264 mm
Plug & Play	DDC 2B Compliance
Touch Technology	SAW, 5 Wire Resistive
Touch Interface	USB, Serial
Touch Active Area (W/H)	13.30"(338 mm) x 10.62" (270 mm)
Monitor Tilting Degree	Fixed
Color	Grey
Viewing Angle	-80°/+80°/-80°/+80°(L/R/U/D)
MTBF	50,000 Hours
INPUT SIGNAL	
PC Video Interface	Analog RGB (VGA)
Horizontal Scan Rate (Khz)	30-80 Khz
RESOLUTION	
Vertical Scan Rate (Hz)	60-75 Hz
Display Mode	VGA 720 x 400 (70 Hz) VGA 640 x 480 (60/66/70/72/75 Hz) SVGA 800 x 600 (60/70/72/75 Hz) XGA 1024 x 768 (56/70/75 Hz) SXGA 1280 x 1024 (60, 70, 72, 75 Hz)
CONTROL	
Front Control	Power On/Off with LED, Menu Auto Tune, Adjustment (+/-)
OSD (On Screen Display)	Auto Tune, Brightness, Contrast, Clock, Phase, H-position, V-position, Recall
POWER	
Electrical Power	Adapter Input 100-240 VAC, 50-60 Hz 1.5A
Power Consumption	50W (Max)
OPERATING CONDITION	
Operating Environment	0°C-50 °C (32 °F-122 °F) 10%-80% (no condensation)
Storage Conditions	10% ~ 90% (no condensation)
STORAGE CONDITION	
Temperature	-30°C ~ 70°C
Humidity	-20 °C-60 °C (-4 °F-140 °F) 10%-90% (no condensation)
OTHER	
Product Dimensions (W/H/D) mm	14.5"(368.3 mm) x 12.05"(306.3 mm) x 1.8"(47.8 mm)
Package Dimensions (W/H/D) mm	19.33"(491 mm) x 16.92"(430 mm) x 7.48"(190 mm)
Weight Gross	15.43 Lbs (7 Kgs)
Certification	FCC, CE, ETL, ROHS

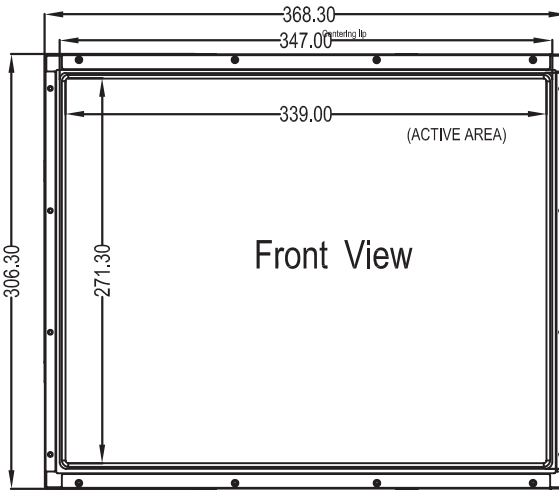
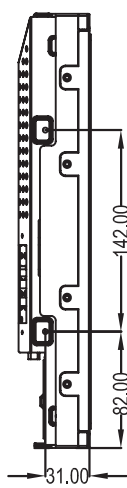




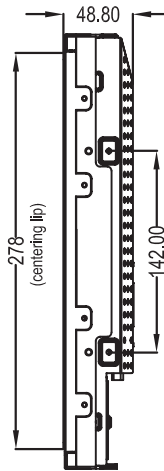
Side View



Side View



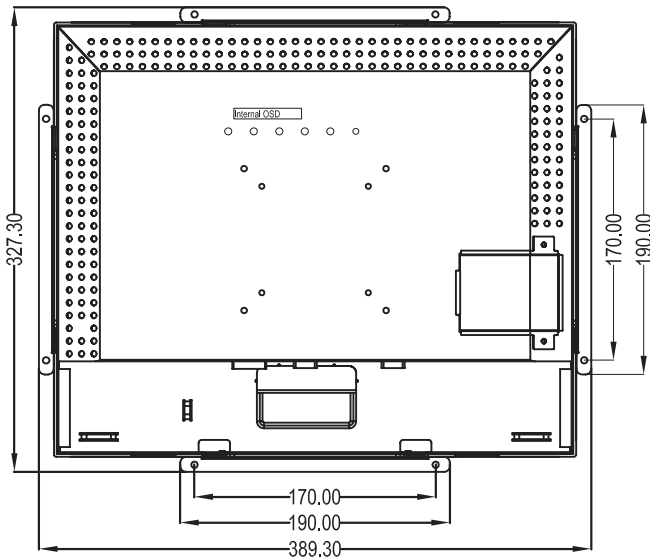
Side View



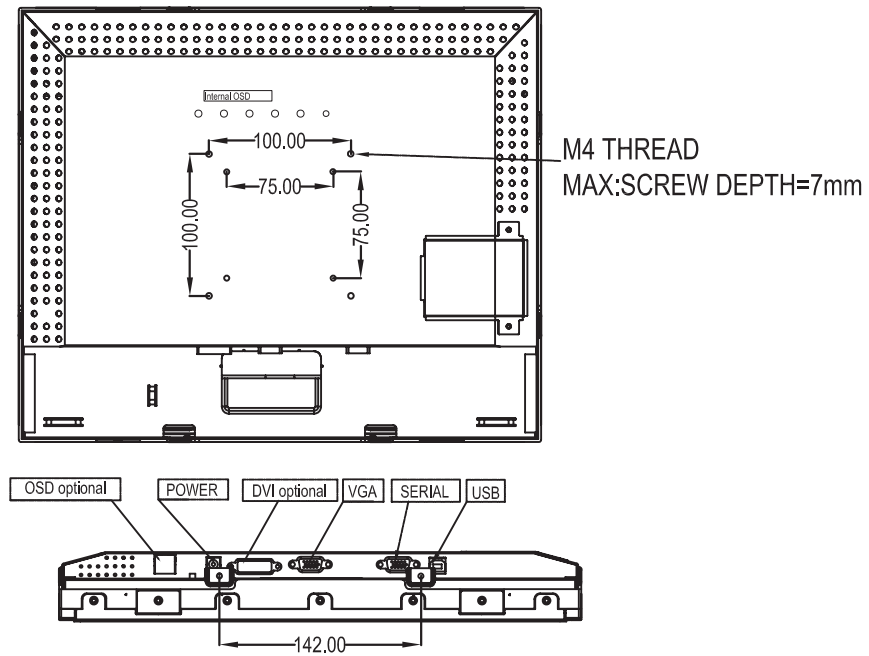
Front View

note: A pair of the brackets could be chosen from horizontal line or vertical line.

Back View With Brackets

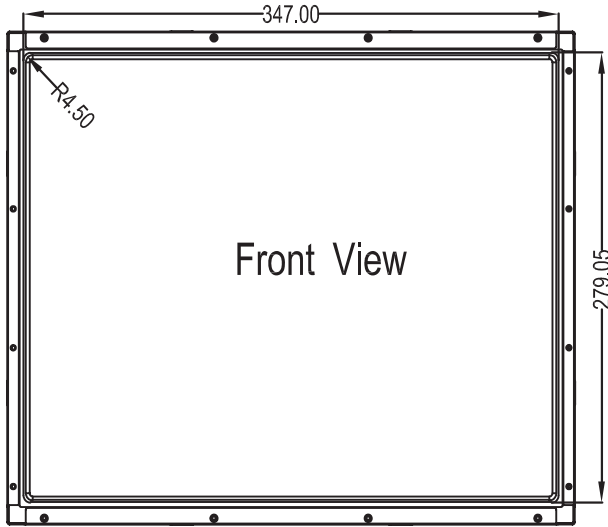


Back View Without Brackets





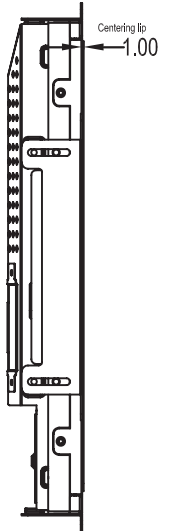
RECOMMENDED CUSTOMER  
PANEL CUT-OUT



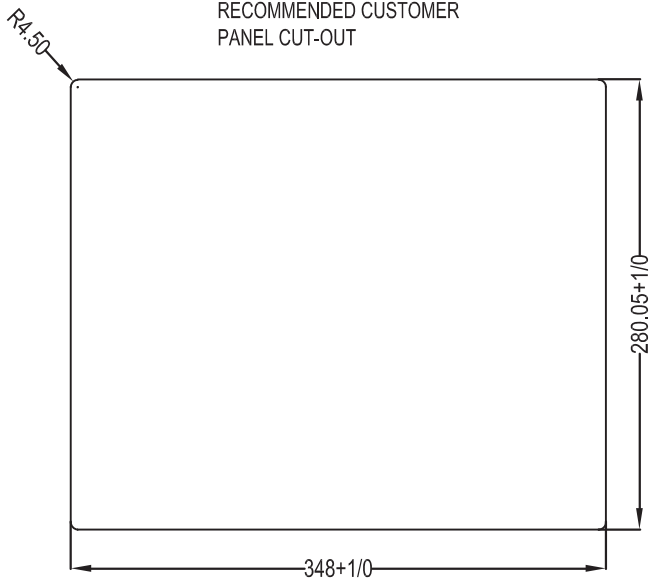
Front View

CUSTOMER PANEL MATERIAL  
1. WOOD: Ø4.5 HOLES THRU  
FOR M4 SCREWS W/NUTS  
OR NO THRU HOLES SCREWS  
FOR WOOD Ø4mm  
2. SHEET METAL CONCEALED HEAD  
THREADED STODS M4 W/NUTS.

Side View



RECOMMENDED CUSTOMER  
PANEL CUT-OUT



Back View With Brackets

